



- Installation and wiring of luminaire must be in accordance with all applicable local codes.
- Installation, inspection, and maintenance of luminaires should be performed by a qualified electrician.
- DO NOT make or alter any open holes in the luminaire. Do not modify the luminaire.
- DO NOT install damaged product.
- Make sure electrical power is OFF before and during installation and maintenance.
- Make sure the equipment is properly grounded.
- Make sure the supply voltage is same as the rated fixture voltage.

FLOOR / DRIVE ON / DRIVE ON

Item code 86.0109.0004.00

LAVOV

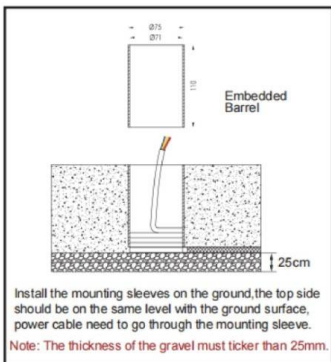
ACCESSORIES

Safety tips before installation

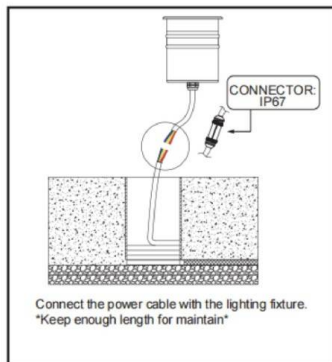
- *Please ask an expert/authorized technician to do the installation.
- *Please cut off the power before installing to prevent electric shock.
- *Please always try to leave some space for the heat sink of the LED light. The light needs to be cooled after use.
- *Do not connect any LED lights without recommended drivers.
- *Your individual product may vary from the design shown below
- *Do not disassemble your product.
- *Any damage caused by any modification or incorrect installation will void the warranty.



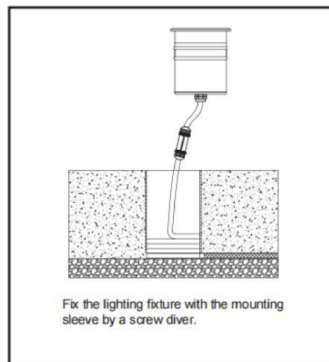
STEP 1



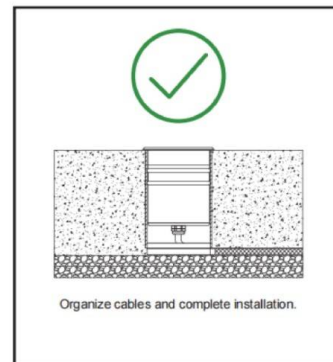
STEP 2



STEP 3



STEP 4



CONNECTION DIAGRAM

